



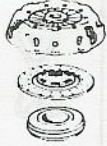





FRONT DRIVE	FRONT DRIVE	FRONT DRIVE	CLUTCH KIT	COVER ASSEMBLY	DRIVEN PLATE	RELEASE BEARING	
			 ins/mm				

MERCEDES

190 Series W201

190E 1.8	4/90→	215	HK8697●	HE5126	HB8695●	HD3940
190 2.0 →ch. A029019/F000522	11/82→	215	HK5567 HK9110●	HE5126	HB1106 ¹ HB8239 ¹ ●	HD3940
190 2.0 ch. A029020/F000523→		215	HK8697●	HE5126	HB8695	HD3940
190E 2.0 →ch. A028895/F000522	11/82→	215	HK5567 HK9110●	HE5126	HB1106 ¹ HB8239 ¹ ●	HD3940
190E 2.0 ch. A028896/F000523→	→10/83	215	HK8697●	HE5126	HB8695●	HD3940
190E 2.3 →ch. A521683	7/86-8/89	228	--	HE5603	--	HD3940
190E 2.3 ch. A521684→	9/89→	228	HK9476●	HE5730	HB9475●	HD5692
190E 2.3 16v	84→	228	--	HE5730	--	HD5692
190E 2.5 16v	9/88→	228	--	HE5730	--	HD5692
190E 2.5 16v evolution	90→	228	--	HE5603	--	HD3940
190E 2.6 →ch. A508035/F640694	7/86-8/89	228	--	HE5603	--	HD3940
190E 2.6 ch. A508036/F640695→	9/89→	228	HK9476●	HE5730	HB9475●	HD5692
190D 2.0 diesel	11/83→	200	HK9190●	HE5530	HB9073●	HD3940
190D 2.5 diesel	6/85-8/89	215	HK8698●	HE5126	HB8696●	HD3940
190D 2.5 diesel, Turbo diesel	9/89→	228	HK9476●	HE5730	HB9475●	HD5692

NOTE: ¹10 splines

200 Series W115, W123, W124

200 →ch. 303314	68→	215	HK2780 HK8872●	HE1055	HB1106 ¹ HB8239 ¹ ●	HD1013
200 ch. 303315→	→76	215	HK3562 HK8262●	HE3560	HB1106 ¹ HB8239 ¹ ●	HD2432
200 →ch. 082062	76-78	215	HK2780 HK8872●	HE1055	HB1106 ¹ HB8239 ¹ ●	HD1013
200 ch. 082063→	78-8/80	215	HK3562 HK8262●	HE3560	HB1106 ¹ HB8239 ¹ ●	HD2432
200 →ch. A082390	3/80→	215	HK5567 HK9110●	HE5126	HB1106 ¹ HB8239 ¹ ●	HD3940
200 ch. A082391→	→3/85	215	HK8697●	HE5126	HB8695●	HD3940
200 5 speed	9/81-3/85	215	HK9129●	HE5126	HB8207 ¹ ●	HD3940
200	12/84→	215	HK8697●	HE5126	HB8695●	HD3940
200E	85→	215	HK8697●	HE5126	HB8695●	HD3940
200T Estate →ch. F012656	10/80→	215	HK5567 HK9110●	HE5126	HB1106 ¹ HB8239 ¹ ●	HD3940
200T Estate ch. F012657→	→12/85	215	HK8697●	HE5126	HB8695●	HD3940
200T Estate 5 speed	9/81-12/85	215	HK9129●	HE5126	HB8207 ¹ ●	HD3940
200T Estate	12/85→	215	HK8697●	HE5126	HB8695●	HD3940
200TE Estate	88→	228	--	HE5603	--	HD3940
200D diesel →ch. 336354	1/68→	215	HK8208●	HE1055	HB8207 ¹ ●	HD1013
200D diesel ch. 336355-352054		215	HK8209●	HE3560	HB8207 ¹ ●	HD2432
200D diesel →ch. 114699	1/76→	215	HK8208●	HE1055	HB8207 ¹ ●	HD1013
200D diesel ch. 114700→	→9/80	215	HK8209●	HE3560	HB8207 ¹ ●	HD2432
200D diesel →ch. A084693	10/80→	215	HK9129●	HE5126	HB8207 ¹ ●	HD3940
200D diesel ch. A084694→	→3/85	215	HK8698●	HE5126	HB8696●	HD3940
200D diesel 5 Speed	9/81-3/85	215	HK9129●	HE5126	HB8207 ¹ ●	HD3940
200D diesel	12/84→	215	HK8698●	HE5126	HB8696●	HD3940
200TD diesel Estate	12/85→	215	HK8698●	HE5126	HB8696●	HD3940

NOTE: ¹10 splines.